

(19) World Intellectual Property
Organization
International Bureau



(43) International Publication Date
10 June 2004 (10.06.2004)

PCT

(10) International Publication Number
WO 2004/048344 A1

(51) International Patent Classification⁷: C07D 239/34,
401/12, A61K 31/505, 31/506, A61P 29/00

GlaxoSmithKline, Third Avenue, New Frontiers Science
Park South, Harlow, Essex CM19 5AW (GB).

(21) International Application Number:
PCT/EP2003/013344

(74) Agent: CONNELL, Anthony, Christopher; Glaxo-
SmithKline, 980 Great West Road, Brentford, Middlesex
TW8 9GS (GB).

(22) International Filing Date:
21 November 2003 (21.11.2003)

(81) Designated States (*national*): AE, AG, AL, AM, AT, AU,
AZ, BA, BB, BG, BR, BY, BZ, CA, CH, CN, CO, CR, CU,
CZ, DE, DK, DM, DZ, EC, EE, EG, ES, FI, GB, GD, GE,
GH, GM, HR, HU, ID, IL, IN, IS, JP, KE, KG, KP, KR,
KZ, LC, LK, LR, LS, LT, LU, LV, MA, MD, MG, MK,
MN, MW, MX, MZ, NI, NO, NZ, OM, PG, PH, PL, PT,
RO, RU, SC, SD, SE, SG, SK, SL, SY, TJ, TM, TN, TR,
TT, TZ, UA, UG, US, UZ, VC, VN, YU, ZA, ZM, ZW.

(25) Filing Language: English

(26) Publication Language: English

(30) Priority Data:
0227443.9 25 November 2002 (25.11.2002) GB

(84) Designated States (*regional*): ARIPO patent (BW, GH,
GM, KE, LS, MW, MZ, SD, SI, SZ, TZ, UG, ZM, ZW),
Eurasian patent (AM, AZ, BY, KG, KZ, MD, RU, TJ, TM),
European patent (AT, BE, BG, CH, CY, CZ, DE, DK, EE,
ES, FI, FR, GB, GR, HU, IE, IT, LU, MC, NL, PT, RO, SE,
SI, SK, TR), OAPI patent (BF, BJ, CF, CG, CI, CM, GA,
GN, GQ, GW, ML, MR, NE, SN, TD, TG).

(71) Applicant (*for all designated States except US*): GLAXO
GROUP LIMITED [GB/GB]; Glaxo Wellcome House,
Berkeley Avenue, Greenford, Middlesex UB6 0NN (GB).

(72) Inventors; and

(75) Inventors/Applicants (*for US only*): HILL, Martin,
Rolfe [GB/GB]; GlaxoSmithKline, Third Avenue, New
Frontiers Science Park South, Harlow, Essex CM19 5AW
(GB). HOLLAND, Simon, Joseph [GB/GB]; Glaxo-
SmithKline, Third Avenue, New Frontiers Science Park
South, Harlow, Essex CM19 5AW (GB). PEARSON,
Stephanie, Lynn [GB/GB]; GlaxoSmithKline, Third
Avenue, New Frontiers Science Park South, Harlow, Essex
CM9 5AW (GB). YEATES, Kenneth, Trevor [GB/GB];

Published:

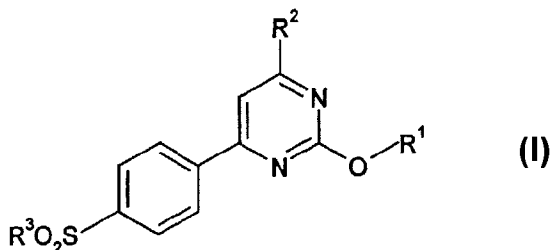
- with international search report
- before the expiration of the time limit for amending the
claims and to be republished in the event of receipt of
amendments

*For two-letter codes and other abbreviations, refer to the "Guid-
ance Notes on Codes and Abbreviations" appearing at the begin-
ning of each regular issue of the PCT Gazette.*



WO 2004/048344 A1

(54) Title: COMPOSITIONS CONTAINING PYRIMIDINE DERIVATIVES AS INHIBITORS OF COX-2



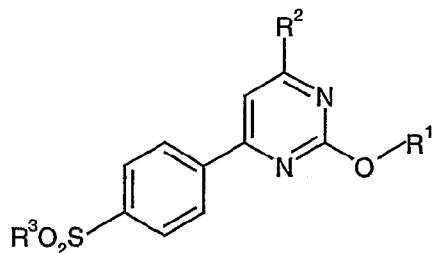
(57) Abstract: The invention provides a pharmaceu-
tical composition comprising a compound of formula (I),
a potent and selective inhibitor of COX-2, in which the
compound is present in solid particles in nanoparticulate
form in admixture with one or more pharmaceutically ac-
ceptable carriers or excipients.

COMPOSITIONS CONTAINING PYRIMIDINE DERIVATIVES AS INHIBITORS OF COX-2

This invention relates to pyrimidine derivatives, to processes for their preparation, to pharmaceutical compositions containing them and to their use in medicine.

5 The enzyme cyclooxygenase (COX) has recently been discovered to exist in two isoforms, COX-1 and COX-2. COX-1 corresponds to the originally identified constitutive enzyme while COX-2 is rapidly and readily inducible by a number of agents including mitogens, endotoxin, hormones, cytokines and growth factors. Prostaglandins generated by the action of COX have both physiological and pathological roles. It is generally believed that COX-1 is largely responsible for the important physiological functions such as maintenance of gastrointestinal integrity and renal blood flow. In contrast the inducible form, COX-2, is believed to be largely responsible for the pathological effects of prostaglandins where rapid induction of the enzyme occurs in response to such agents as inflammatory agents, hormones, growth factors and cytokines. A selective inhibitor of COX-2 would therefore have anti-inflammatory, anti-pyretic and analgesic properties, without the potential side effects associated with inhibition of COX-1. We have now found a novel group of compounds which are both potent and selective inhibitors of COX-2.

20 The invention thus provides the compounds of formula (I)



in which:

R¹ is selected from the group consisting of H, C₁₋₆alkyl, C₁₋₂alkyl substituted by one to five fluorine atoms, C₃₋₆alkenyl, C₃₋₆alkynyl, C₃₋₁₀cycloalkyl, C₀₋₆alkyl, C₄₋₁₂bridged cycloalkyl, A(CR⁴R⁵)_n and B(CR⁴R⁵)_n;

R² is C₁₋₂alkyl substituted by one to five fluorine atoms;

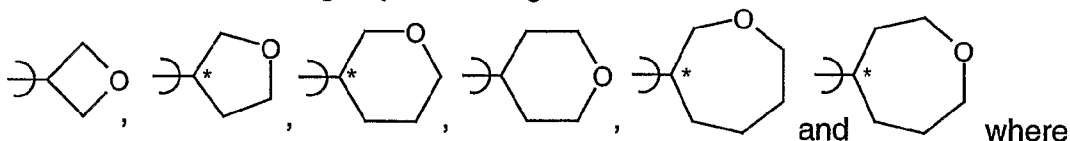
R³ is selected from the group consisting of C₁₋₆alkyl, NH₂ and R⁷CONH;

R^4 and R^5 are independently selected from H or C_{1-6} alkyl;

A is an unsubstituted 5- or 6-membered heteroaryl or an unsubstituted 6-membered aryl, or a 5- or 6-membered heteroaryl or a 6-membered aryl substituted by one or more R^6 ;

- 5 R^6 is selected from the group consisting of halogen, C_{1-6} alkyl, C_{1-6} alkyl substituted by one more fluorine atoms, C_{1-6} alkoxy, C_{1-6} alkoxy substituted by one or more F, NH_2SO_2 and $C_{1-6}alkylSO_2$;

B is selected from the group consisting of



) defines the point of attachment of the ring;

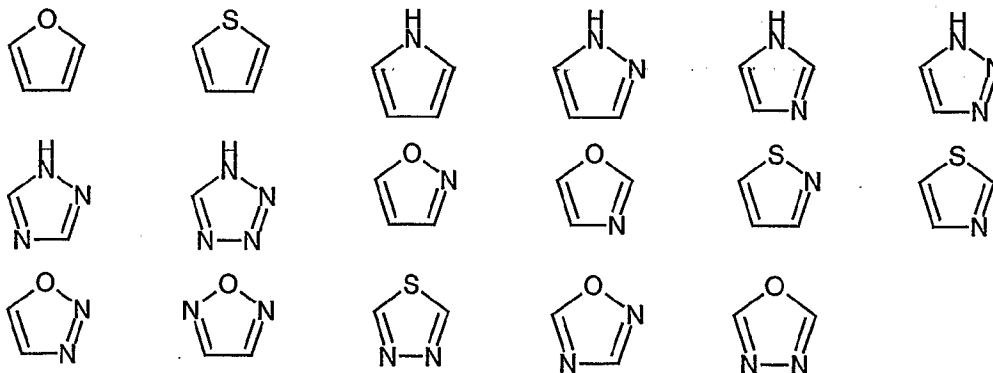
- 10 R^7 is selected from the group consisting of H, C_{1-6} alkyl, C_{1-6} alkoxy, $C_{1-6}alkylOC_{1-6}alkyl$, phenyl, $HO_2CC_{1-6}alkyl$, $C_{1-6}alkylOCOC_{1-6}alkyl$, $C_{1-6}alkylOCO$, $H_2NC_{1-6}alkyl$, $C_{1-6}alkylOCONHC_{1-6}alkyl$ and $C_{1-6}alkylCONHC_{1-6}alkyl$; and n is 0 to 4.

The term halogen is used to represent fluorine, chlorine, bromine or iodine.

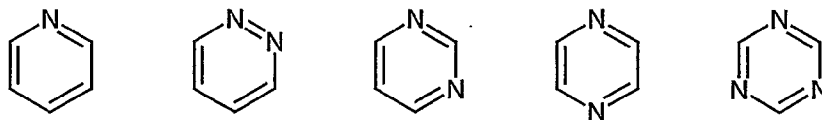
- 15 The term 'alkyl' as a group or part of a group means a straight or branched chain alkyl group, for example a methyl, ethyl, n-propyl, i-propyl, n-butyl, s-butyl or t-butyl group.

The term 5-membered heteroaryl means a heteroaryl selected from the following:

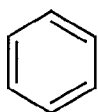
20



The term 6- membered heteroaryl means a heteroaryl selected from the following:



5 The term 6-membered aryl means:



10 It is to be understood that the present invention encompasses all isomers of the compounds of formula (I) and their pharmaceutically acceptable derivatives, including all geometric, tautomeric and optical forms, and mixtures thereof (e.g. racemic mixtures). In particular when the ring B lacks a plane of symmetry the compounds of formula (I) contain a chiral centre as indicated therein by the asterisk *. Furthermore, it will be appreciated by those skilled in the art that when R^4 and R^5 in formula (I) are different the corresponding compounds contain at least one chiral centre, by virtue of the asymmetric carbon atom defined thereby,
15 and that such compounds exist in the form of a pair of optical isomers (i.e. enantiomers).

In one aspect of the invention R^1 is selected from the group consisting of H, C_{1-6} alkyl, C_{1-2} alkyl substituted by one to five fluorine atoms, C_{3-6} alkenyl, C_{3-6} alkynyl, C_{3-10} cycloalkyl, C_{0-6} alkyl, C_{4-12} bridged cycloalkyl and $B(CR^4R^5)_n$;

20 In another aspect of the invention R^1 is C_{1-6} alkyl or C_{1-2} alkyl substituted by one to five fluorine atoms. In another aspect R^1 is C_{2-6} alkyl (e.g. n-butyl).

In another aspect of the invention R^1 is C_{3-10} cycloalkyl, such as C_{3-10} cycloalkyl (e.g. cyclopentyl or cyclohexyl). In another aspect R^1 is C_{3-10} cycloalkylmethyl, such as C_{3-7} cycloalkylmethyl (e.g. cyclopentylmethyl).

25 In another aspect of the invention R^1 is $A(CR^4R^5)_n$.

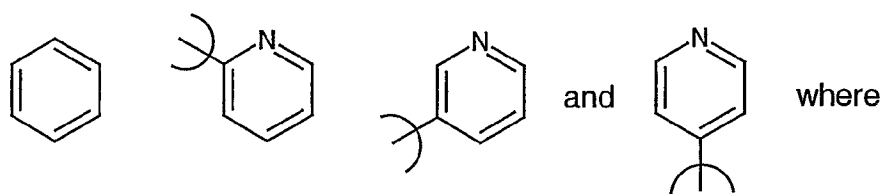
4

In another aspect of the invention R^2 is CHF_2 , CH_2F or CF_3 . In another aspect R^2 is CF_3 .

In another aspect of the invention R^3 is C_{1-6} alkyl, such as C_{1-3} alkyl (e.g. methyl).

5 In another aspect of the invention R^4 and R^5 are independently selected from H or methyl. In another aspect R^4 and R^5 are both H.

In another aspect of the invention A is selected from the group consisting of



) defines the point of attachment of the ring and A is unsubstituted or substituted by one or two R^6 .

10 In another aspect of the invention R^6 is selected from the group consisting of halogen (e.g. F), C_{1-3} alkyl (e.g. methyl), C_{1-3} alkyl substituted by one to three fluorine atoms (e.g. CF_3), and C_{1-3} alkoxy (e.g. methoxy).

In another aspect of the invention R^7 is selected from the group consisting of C_{1-6} alkyl (e.g. ethyl), phenyl and aminomethyl.

In another aspect of the invention n is 1 to 4.

15 In another aspect of the invention n is 0 to 2 (e.g. 0).

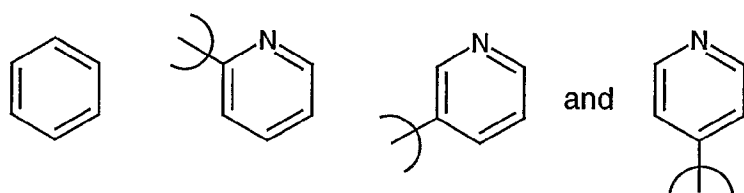
It is to be understood that the invention covers all combinations of particular aspects of the invention as described hereinabove.

20 Within the invention there is provided one group of compounds of formula (I) (group A) wherein: R^1 is C_{1-6} alkyl (e.g. n-butyl); R^2 is CF_3 ; and R^3 is C_{1-6} alkyl, such as C_{1-3} alkyl (e.g. methyl).

Within the invention there is provided another group of compounds of formula (I) (group B) wherein: R^1 is C_{3-10} cycloalkyl C_{0-6} alkyl, such as C_{3-10} cycloalkyl (e.g. cyclopentyl or cyclohexyl); R^2 is CF_3 ; and R^3 is C_{1-6} alkyl, such as C_{1-3} alkyl (e.g. methyl).

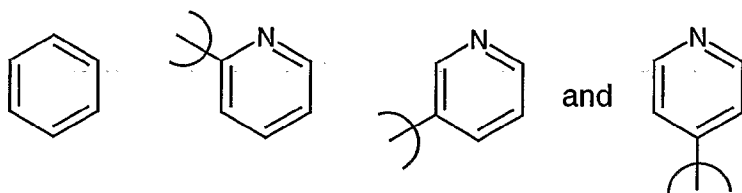
Within the invention there is provided another group of compounds of formula (I) (group C) wherein: R^1 is C_{3-10} cycloalkylmethyl, such as C_{3-7} cycloalkylmethyl (e.g. cyclopentylmethyl); R^2 is CF_3 ; and R^3 is C_{1-6} alkyl, such as C_{1-3} alkyl (e.g. methyl).

5 Within the invention there is provided another group of compounds of formula (I) (group D) wherein: R^1 is $A(CR^4R^5)_n$; R^2 is CF_3 ; R^3 is C_{1-6} alkyl, such as C_{1-3} alkyl (e.g. methyl); R^4 and R^5 are independently selected from H or methyl; A is selected from the group consisting of



10 and A is unsubstituted or substituted by one or two R^6 ; R^6 is selected from the group consisting of halogen (e.g. F), C_{1-3} alkyl (e.g. methyl), C_{1-3} alkyl substituted by one to three fluorine atoms (e.g. CF_3), and C_{1-3} alkoxy (e.g. methoxy); and n is 0 to 2 (e.g. 0).

15 Within group D, there is provided a further group of compounds (group D1) wherein: R^1 is $A(CR^4R^5)_n$; R^2 is CF_3 ; R^3 is methyl; R^4 and R^5 are both H; A is selected from the group consisting of



and A is unsubstituted or substituted by one or two R^6 ; R^6 is selected from the group consisting of fluorine, chlorine, methyl, CF_3 and methoxy; and n is 0 or 1.

20 In a preferred aspect the invention provides the following compounds:
 2-(4-fluorophenoxy)-4-[4-(methylsulfonyl)phenyl]-6-(trifluoromethyl)pyrimidine;
 2-(4-methoxyphenoxy)-4-[4-(methylsulfonyl)phenyl]-6-trifluoromethyl)pyrimidine;
 2-butoxy-4-[4-(methylsulfonyl)phenyl]-6-(trifluoromethyl)pyrimidine;
 2-[(5-chloropyridin-3-yl)oxy]-4-[4-(methylsulfonyl)phenyl]-6-(trifluoromethyl)pyrimidine;

2-(cyclohexyloxy)-4-[4-(methylsulfonyl)phenyl]-6-(trifluoromethyl)pyrimidine.

In a more preferred aspect the invention provides the following compound:

2-butoxy-4-[4-(methylsulfonyl)phenyl]-6-(trifluoromethyl)pyrimidine.

5 Since the compounds of the present invention, in particular compounds of formula (I), are intended for use in pharmaceutical compositions, it will be understood that they are each provided in substantially pure form, for example at least 50% pure, more suitably at least 75% pure and preferably at least 95% pure (% are on a wt/wt basis). Impure preparations of the compound of formula (I) may be used for preparing the more pure forms used in pharmaceutical
10 compositions. Although the purity of intermediate compounds of the present invention is less critical, it will be readily understood that the substantially pure form is preferred as for the compounds of formula (I). Preferably, whenever possible, the compounds of the present invention are available in crystalline form.

15 When some of the compounds of this invention are allowed to crystallise or are recrystallised from organic solvents, solvent of recrystallisation may be present in the crystalline product. This invention includes within its scope such solvates. Similarly, some of the compounds of this invention may be crystallised or recrystallised from solvents containing water. In such cases water of hydration
20 may be formed. This invention includes within its scope stoichiometric hydrates as well as compounds containing variable amounts of water that may be produced by processes such as lyophilisation. In addition, different crystallisation conditions may lead to the formation of different polymorphic forms of crystalline products. This invention includes within its scope all the
25 polymorphic forms of the compounds of formula (I).

Compounds of the invention are potent and selective inhibitors of COX-2. This activity is illustrated by their ability to selectively inhibit COX-2 over COX-1.

30 In view of their selective COX-2 inhibitory activity, the compounds of the present invention are of interest for use in human and veterinary medicine, particularly in the treatment of the pain (both chronic and acute), fever and inflammation of a variety of conditions and diseases mediated by selective inhibition of COX-2. Such conditions and diseases are well known in the art and include rheumatic fever; symptoms associated with influenza or other viral infections, such as the

5 common cold; lower back and neck pain; headache; toothache; sprains and strains; myositis; sympathetically maintained pain; synovitis; arthritis, including rheumatoid arthritis; degenerative joint diseases, including osteoarthritis; gout and ankylosing spondylitis; tendinitis; bursitis; skin related conditions, such as psoriasis, eczema, burns and dermatitis; injuries, such as sports injuries and those arising from surgical and dental procedures.

10 The compounds of the invention are also useful for the treatment of neuropathic pain. Neuropathic pain syndromes can develop following neuronal injury and the resulting pain may persist for months or years, even after the original injury has healed. Neuronal injury may occur in the peripheral nerves, dorsal roots, spinal cord or certain regions in the brain. Neuropathic pain syndromes are traditionally classified according to the disease or event that precipitated them. Neuropathic pain syndromes include: diabetic neuropathy; sciatica; non-specific lower back pain; multiple sclerosis pain; fibromyalgia; HIV-related neuropathy; 15 neuralgia, such as post-herpetic neuralgia and trigeminal neuralgia; and pain resulting from physical trauma, amputation, cancer, toxins or chronic inflammatory conditions. These conditions are difficult to treat and although several drugs are known to have limited efficacy, complete pain control is rarely achieved. The symptoms of neuropathic pain are incredibly heterogeneous and are often described as spontaneous shooting and lancinating pain, or ongoing, 20 burning pain. In addition, there is pain associated with normally non-painful sensations such as "pins and needles" (paraesthesias and dysesthesias), increased sensitivity to touch (hyperesthesia), painful sensation following innocuous stimulation (dynamic, static or thermal allodynia), increased sensitivity to noxious stimuli (thermal, cold, mechanical hyperalgesia), continuing pain 25 sensation after removal of the stimulation (hyperpathia) or an absence of or deficit in selective sensory pathways (hypoalgesia).

The compounds of the invention are also useful for the treatment of other conditions mediated by selective inhibition of COX-2.

30 For example, the compounds of the invention inhibit cellular and neoplastic transformation and metastatic tumour growth and hence are useful in the treatment of certain cancerous diseases, such as colonic cancer and prostate cancer. The compounds of the invention are also useful in reducing the number of adenomatous colorectal polyps and thus reduce the risk of developing colon

cancer. The compounds of the invention are also useful in the treatment of cancer associated with overexpression of HER-2/neu, in particular breast cancer.

5 Compounds of the invention also prevent neuronal injury by inhibiting the generation of neuronal free radicals (and hence oxidative stress) and therefore are of use in the treatment of stroke; epilepsy; and epileptic seizures (including grand mal, petit mal, myoclonic epilepsy and partial seizures).

10 Compounds of the invention also inhibit prostanoid-induced smooth muscle contraction and hence are of use in the treatment of dysmenorrhoea and premature labour.

Compounds of the invention are also useful in the treatment of liver disease, such as inflammatory liver disease, for example chronic viral hepatitis B, chronic viral hepatitis C, alcoholic liver injury, primary biliary cirrhosis, autoimmune hepatitis, nonalcoholic steatohepatitis and liver transplant rejection.

15 Compounds of the invention inhibit inflammatory processes and therefore are of use in the treatment of asthma, allergic rhinitis and respiratory distress syndrome; gastrointestinal conditions such as inflammatory bowel disease, Crohn's disease, gastritis, irritable bowel syndrome and ulcerative colitis; and the inflammation in such diseases as vascular disease, migraine, periarteritis nodosa, thyroiditis, aplastic anaemia, Hodgkin's disease, sclerodoma, type I
20 diabetes, myasthenia gravis, multiple sclerosis, sarcoidosis, nephrotic syndrome, Bechet's syndrome, polymyositis, gingivitis, conjunctivitis and myocardial ischemia.

25 Compounds of the invention are also useful in the treatment of ophthalmic diseases such as retinitis, retinopathies, uveitis and of acute injury to the eye tissue.

30 Compounds of the invention are also useful for the treatment of cognitive disorders such as dementia, particularly degenerative dementia (including senile dementia, Alzheimer's disease, Pick's disease, Huntington's chorea, Parkinson's disease and Creutzfeldt-Jakob disease), and vascular dementia (including multi-infarct dementia), as well as dementia associated with intracranial space occupying lesions, trauma, infections and related conditions (including HIV

infection), metabolism, toxins, anoxia and vitamin deficiency; and mild cognitive impairment associated with ageing, particularly Age Associated Memory Impairment.

5 Compounds of the invention are also useful in the treatment of disorders ameliorated by a gastroprokinetic agent. Disorders ameliorated by gastroprokinetic agents include ileus, for example post-operative ileus and ileus during sepsis; gastroesophageal reflux disease (GORD, or its synonym GERD); gastroparesis, such as diabetic gastroparesis; and other functional bowel disorders, such as non-ulcerative dyspepsia (NUD) and non-cardiac chest pain
10 (NCCP).

According to a further aspect of the invention, we provide a compound of formula (I) for use in human or veterinary medicine.

According to another aspect of the invention, we provide a compound of formula (I) for use in the treatment of a condition which is mediated by COX-2.

15 According to a further aspect of the invention, we provide a method of treating a human or animal subject suffering from a condition which is mediated by COX-2 which comprises administering to said subject an effective amount of a compound of formula (I).

20 According to a further aspect of the invention, we provide a method of treating a human or animal subject suffering from an inflammatory disorder, which method comprises administering to said subject an effective amount of a compound of formula (I).

25 According to another aspect of the invention, we provide the use of a compound of formula (I) for the manufacture of a therapeutic agent for the treatment of a condition which is mediated by COX-2.

According to another aspect of the invention, we provide the use of a compound of formula (I) for the manufacture of a therapeutic agent for the treatment of an inflammatory disorder.

30 It is to be understood that reference to treatment includes both treatment of established symptoms and prophylactic treatment, unless explicitly stated otherwise.

It will be appreciated that the compounds of the invention may advantageously be used in conjunction with one or more other therapeutic agents. Examples of suitable agents for adjunctive therapy include a 5HT₁ agonist, such as a triptan (e.g. sumatriptan or naratriptan); an adenosine A₁ agonist; an EP ligand; an NMDA modulator, such as a glycine antagonist; a sodium channel blocker (e.g. lamotrigine); a substance P antagonist (e.g. an NK₁ antagonist); a cannabinoid; acetaminophen or phenacetin; a 5-lipoxygenase inhibitor; a leukotriene receptor antagonist; a DMARD (e.g. methotrexate); gabapentin and related compounds; a tricyclic antidepressant (e.g. amitriptyline); a neurone stabilising antiepileptic drug; a mono-aminergic uptake inhibitor (e.g. venlafaxine); a matrix metalloproteinase inhibitor; a nitric oxide synthase (NOS) inhibitor, such as an iNOS or an nNOS inhibitor; an inhibitor of the release, or action, of tumour necrosis factor α ; an antibody therapy, such as a monoclonal antibody therapy; an antiviral agent, such as a nucleoside inhibitor (e.g. lamivudine) or an immune system modulator (e.g. interferon); an opioid analgesic; a local anaesthetic; a stimulant, including caffeine; an H₂-antagonist (e.g. ranitidine); a proton pump inhibitor (e.g. omeprazole); an antacid (e.g. aluminium or magnesium hydroxide); an antiflatulent (e.g. simethicone); a decongestant (e.g. phenylephrine, phenylpropanolamine, pseudoephedrine, oxymetazoline, epinephrine, naphazoline, xylometazoline, propylhexedrine, or levo-desoxyephedrine); an antitussive (e.g. codeine, hydrocodone, carmiphen, carbetapentane, or dextramethorphan); a diuretic; or a sedating or non-sedating antihistamine. It is to be understood that the present invention covers the use of a compound of formula (I) in combination with one or more other therapeutic agents.

The compounds of formula (I) are conveniently administered in the form of pharmaceutical compositions. Thus, in another aspect of the invention, we provide a pharmaceutical composition comprising a compound of formula (I) adapted for use in human or veterinary medicine. Such compositions may conveniently be presented for use in conventional manner in admixture with one or more physiologically acceptable carriers or excipients.

As will be appreciated by the person skilled in the art the compounds of the invention may be milled using known milling procedures such as wet milling to obtain a particle size appropriate for tablet formation and for other formulation types. In particular, for those compounds which demonstrate poor bioavailability, finely divided (nanoparticulate) preparations of the compounds of the invention

may be prepared by processes known in the art, for example see International Patent Application No. WO 02/00196 (SmithKline Beecham). The invention thus provides, in a further aspect, a pharmaceutical composition wherein the compound of formula (I) is in a finely divided or nanoparticulate form. In particular, the invention provides a pharmaceutical composition comprising 2-butoxy-4-[4-(methylsulfonyl)phenyl]-6-(trifluoromethyl)pyrimidine, in which the compound is present in solid particles in nanoparticulate form in admixture with one or more pharmaceutically acceptable carriers or excipients.

The compounds of formula (I) may be formulated for administration in any suitable manner. They may, for example, be formulated for topical administration or administration by inhalation or, more preferably, for oral, transdermal or parenteral administration. The pharmaceutical composition may be in a form such that it can effect controlled release of the compounds of formula (I).

For oral administration, the pharmaceutical composition may take the form of, for example, tablets (including sub-lingual tablets), capsules, powders, solutions, syrups or suspensions prepared by conventional means with acceptable excipients.

For transdermal administration, the pharmaceutical composition may be given in the form of a transdermal patch, such as a transdermal iontophoretic patch.

For parenteral administration, the pharmaceutical composition may be given as an injection or a continuous infusion (e.g. intravenously, intravascularly or subcutaneously). The compositions may take such forms as suspensions, solutions or emulsions in oily or aqueous vehicles and may contain formulatory agents such as suspending, stabilising and/or dispersing agents. For administration by injection these may take the form of a unit dose presentation or as a multidose presentation preferably with an added preservative.

Alternatively for parenteral administration the active ingredient may be in powder form for reconstitution with a suitable vehicle.

The compounds of the invention may also be formulated as a depot preparation. Such long acting formulations may be administered by implantation (for example subcutaneously or intramuscularly) or by intramuscular injection. Thus, for

example, the compounds of the invention may be formulated with suitable polymeric or hydrophobic materials (for example as an emulsion in an acceptable oil) or ion exchange resins, or as sparingly soluble derivatives, for example, as a sparingly soluble salt.

5 As stated above, the compounds of the invention may also be used in combination with other therapeutic agents. The invention thus provides, in a further aspect, a combination comprising a compound of formula (I) together with a further therapeutic agent.

10 The combinations referred to above may conveniently be presented for use in the form of a pharmaceutical formulation and thus pharmaceutical formulations comprising a combination as defined above together with a pharmaceutically acceptable carrier or excipient comprise a further aspect of the invention. The individual components of such combinations may be administered either sequentially or simultaneously in separate or combined pharmaceutical
15 formulations.

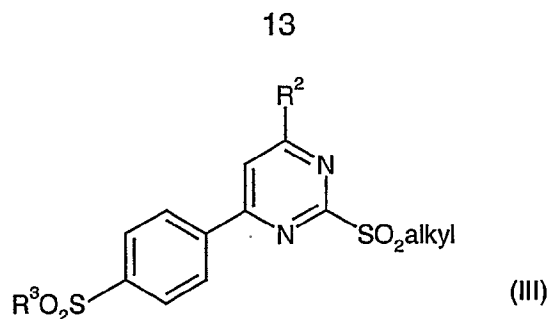
When a compound of formula (I) is used in combination with a second therapeutic agent active against the same disease state the dose of each compound may differ from that when the compound is used alone. Appropriate doses will be readily appreciated by those skilled in the art.

20 A proposed daily dosage of a compound of formula (I) for the treatment of man is 0.01mg/kg to 500mg/kg, such as 0.05mg/kg to 100mg/kg, e.g. 0.1mg/kg to 50mg/kg, which may be conveniently administered in 1 to 4 doses. The precise dose employed will depend on the age and condition of the patient and on the route of administration. Thus, for example, a daily dose of 0.25mg/kg to
25 10mg/kg may be suitable for systemic administration.

Compounds of formula (I) may be prepared by any method known in the art for the preparation of compounds of analogous structure.

Compounds of formula (I) may be prepared by a process which comprises:

30 reacting an alcohol R^1OH of formula (II) or a protected derivative thereof with a compound of formula (III)



and thereafter and if necessary,

interconverting a compound of formula (I) into another compound of formula (I);
and/or

5 deprotecting a protected derivative of compound of formula (I).

The overall synthesis of a compound of formula (I) is shown in Scheme 1 below
in which, R^1 and R^2 are as defined in formula (I) above unless otherwise stated,
 R^3 is C_{1-6} alkyl; THF is tetrahydrofuran; MTBE is methyl t-butyl ether; and alkyl is
a straight or branched chain alkyl group, for example a methyl, ethyl, n-propyl, i-
10 propyl, n-butyl, s-butyl or t-butyl group.

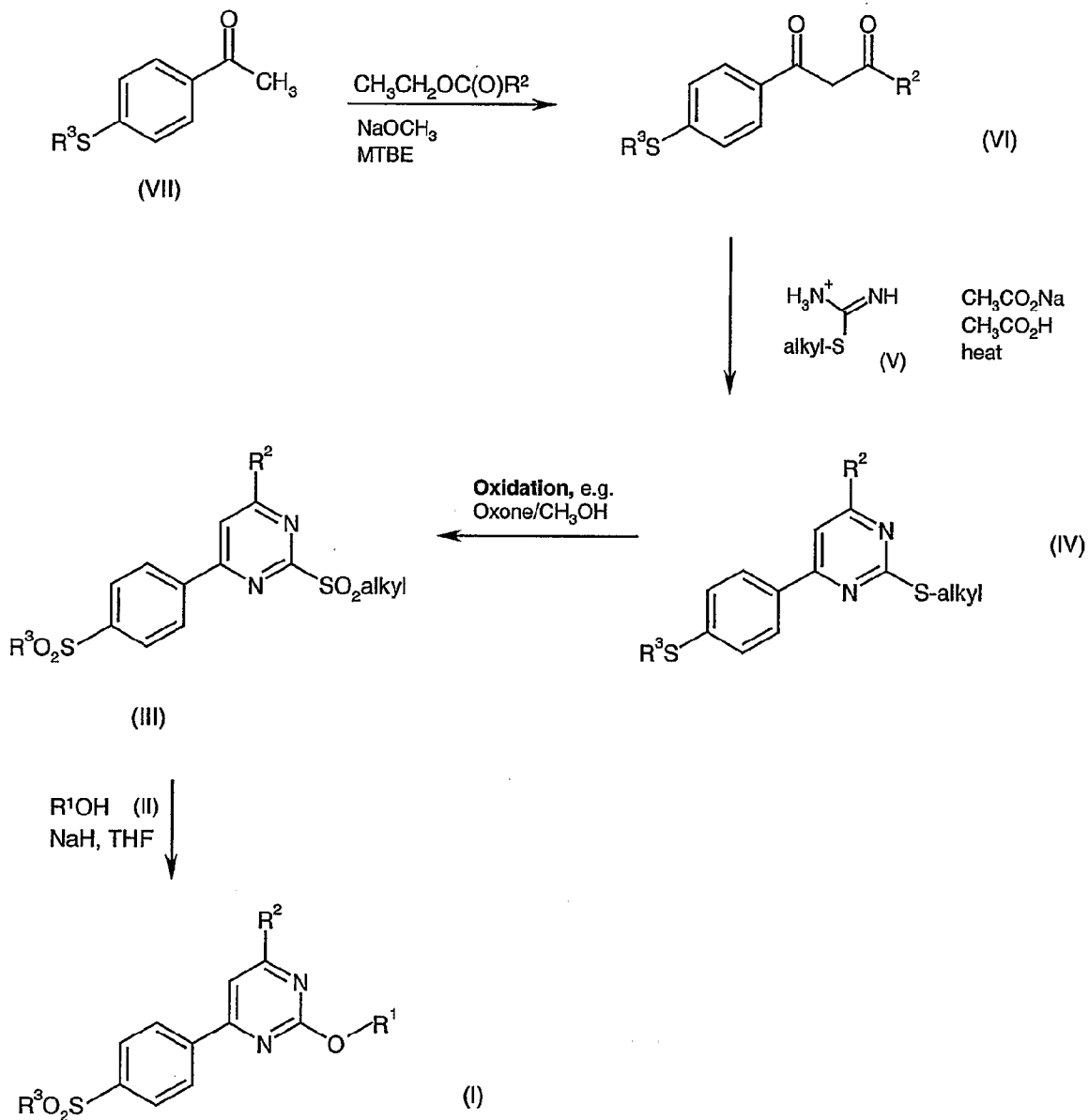
Referring to Scheme 1, the preparation of compounds of formula (I) may
conveniently be achieved by the treatment of compounds of formula (III) with an
alcohol of formula (II) in the presence of sodium hydride. The reaction is
conveniently carried out in a solvent such as THF and at between ambient
15 temperature and reflux.

Conveniently the oxidation shown in Scheme 1 is effected using a
monopersulfate compound, such as potassium peroxymonosulfate (known as
OxoneTM) and the reaction is carried out in a solvent, such as an aqueous
alcohol, (e.g. aqueous methanol), and at between -78°C . and ambient
20 temperature.

Alternatively, the oxidation shown in Scheme 1 may be effected using hydrogen
peroxide in the presence of catalytic sodium tungstate dihydrate. The reaction
may be carried out in a solvent such as acetic acid and at between ambient
temperature and reflux (e.g. 50°C).

25

Scheme 1

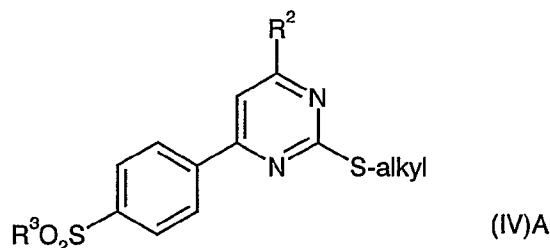


- 5 Referring to Scheme 1, the cyclisation of diones of formula (VI) to give the corresponding pyrimidines of formula (IV) is conveniently carried out employing a thionium salt such as a 2-methyl-2-thiopseudourea sulfate and under reflux.

It will be appreciated by those skilled in the art that certain of the procedures described in Scheme 1 for the preparation of compounds of formula (I) or intermediates thereto may not be applicable to some of the possible substituents.

- 5 It will be further appreciated by those skilled in the art that it may be necessary or desirable to carry out the transformations described in Scheme 1 in a different order from that described, or to modify one or more of the transformations, to provide the desired compound of formula (I).

10 In one variation of Scheme 1, compounds of formula (III) wherein R^3 is C_{1-6} alkyl or NH_2 may be prepared by oxidising a compound of formula (IV)A:



15 under oxidation conditions described hereinabove. Compounds of formula (IV)A may be prepared according to the general procedures of Scheme 1 by employing sulphonyl derivatives in place of the corresponding sulfide compounds of formulae (VI) and (VII).

20 It will be appreciated by those skilled in the art that compounds of formula (I) may be prepared by interconversion, utilising other compounds of formula (I) as precursors. Suitable interconversions, such as alkylations, are well known to those skilled in the art and are described in many standard organic chemistry texts, such as 'Advanced Organic Chemistry' by Jerry March, fourth edition (Wiley, 1992), incorporated herein by reference. For example, compounds of formula (I) wherein R^1 is C_{1-6} alkyl, C_{1-2} alkyl substituted by one to five fluorine atoms, C_{3-6} alkenyl, C_{3-6} alkynyl, C_{3-10} cycloalkyl, C_{0-6} alkyl, C_{4-12} bridged cycloalkane, $A(CR^4R^5)_n$ (with the proviso that n is not zero) and $B(CR^4R^5)_n$ may be prepared by alkylating the corresponding compound of formula (I) wherein R^1 is H.

25

Acylation of compounds of formula (I) wherein R^3 is NH_2 , to provide compounds of formula (I) wherein R^3 is R^7CONH , may be carried out by conventional means,

for example by employing conventional acylating agents such as those described in 'Advanced Organic Chemistry', pp 417-424, incorporated herein by reference.

5 As will be appreciated by those skilled in the art it may be necessary or desirable at any stage in the synthesis of compounds of formula (I) to protect one or more sensitive groups in the molecule so as to prevent undesirable side reactions. The protecting groups used in the preparation of compounds of formula (I) may be used in conventional manner. See, for example, those described in
10 'Protective Groups in Organic Synthesis' by Theodora W Green and Peter G M Wuts, second edition, (John Wiley and Sons, 1991), incorporated herein by reference, which also describes methods for the removal of such groups.

Alcohols of formula (II) are either known compounds or may be prepared by literature methods, such as those described in 'Comprehensive Organic Transformations: a guide to functional group preparations' by Richard Larock
15 (VCH, 1989), incorporated herein by reference.

Thioronium salts of formula (V) are either known compounds or may be prepared by literature methods, such as those described in A H Owens *et al*, Eur J Med Chem, 1988, 23(3), 295-300, incorporated herein by reference.

20 Acetophenones of formula (VII) are either known compounds or may be prepared by conventional chemistry.

Certain intermediates described above are novel compounds, and it is to be understood that all novel intermediates herein form further aspects of the present invention. Compounds of formulae (III) and (IV) are key intermediates and represent a particular aspect of the present invention.

25 Solvates (e.g. hydrates) of a compound of the invention may be formed during the work-up procedure of one of the aforementioned process steps.

The Intermediates and Examples that follow illustrate the invention but do not limit the invention in any way. All temperatures are in °C. Flash column chromatography was carried out using Merck 9385 silica. Solid Phase
30 Extraction (SPE) chromatography was carried out using Varian Mega Bond Elut (Si) cartridges (Anachem) under 15mmHg vacuum. Thin layer

chromatography (Tlc) was carried out on silica plates. In addition to those already defined, the following abbreviations are used: Me, methyl; Ac, acyl; DMSO, dimethylsulphoxide; TFA, trifluoroacetic acid; DME, dimethoxyethane; DCM, dichloromethane; NMP, N- methyl pyrrolidone; and MTBE, methyl t-butyl ether.

Intermediate 1

4,4,4-Trifluoro-1-[4-(methylthio)phenyl]butane-1,3-dione

To a solution of ethyl trifluoroacetate (7.95ml, 1.1eq) in MTBE (125ml) was added dropwise 25% sodium methoxide in methanol (16ml, 1.2eq). 4-Methylthioacetophenone (Aldrich, 10g, 0.06mol) was added portionwise and the mixture stirred at ambient temperature overnight. 2N Hydrochloric acid (40ml) was added cautiously and the organic phase separated, washed with brine and dried (Na_2SO_4) to give an orange solid. The orange solid was recrystallised from hot isopropanol to give the title compound as a yellow crystalline solid (11.25g, 71%).

MH- 261

Intermediate 2

2-(Methylthio)-4-[4-(methylthio)phenyl]-6-(trifluoromethyl) pyrimidine

To a mixture of 4,4,4-trifluoro-1-[4-(methylthio)phenyl]butane-1,3-dione (5g) and 2-methyl-2-thiopseudourea sulfate (5.1g, 0.98eq) in acetic acid (100ml) was added sodium acetate (3g, 2eq) and heated under reflux for 8h. The mixture was concentrated *in vacuo* and water (100ml) added to give a solid, which was isolated by filtration to give the title compound as a yellow solid (5.8g, quantitative).

MH+ 317

Intermediate 3

2-(Methylsulfonyl)-4-[4-(methylsulfonyl)phenyl]-6-(trifluoromethyl)pyrimidine

To a solution of 2-(methylthio)-4-[4-(methylthio)phenyl]-6-(trifluoromethyl) pyrimidine (5.78g) in MeOH (500ml) was added a solution of OXONE™ (Aldrich, 56.23g, 5eq) in water (200ml). The mixture was stirred at ambient temperature overnight, concentrated *in vacuo* and the residue partitioned between water and ethyl acetate (2 x 100ml). The combined organic phases were dried and

concentrated *in vacuo* to an off-white solid which was triturated with hot isopropanol to give the title compound as a white solid (5.6g, 80%).

MH+ 381

Tlc SiO₂ Ethyl acetate:cyclohexane (1:1) Rf 0.45

5

Example 1

2-(4-Fluorophenoxy)-4-[4-(methylsulfonyl)phenyl]-6-(trifluoromethyl)pyrimidine.

To a stirred solution of 4-fluorophenol (37mg, 0.33mmole) in dry tetrahydrofuran (10ml) was added, under an atmosphere of nitrogen, sodium hydride (60% dispersion in oil, 13mg, 0.33mmole) and the resulting mixture stirred at 20 for 30min. To the stirred reaction mixture was added 2-(methylsulfonyl)-4[4-(methylsulfonyl)phenyl]-6-trifluoromethyl)pyrimidine (114mg, 0.33mmole) in a single portion, and stirring was continued for 2h. The solvent was evaporated, and the residue partitioned between dichloromethane and 2N sodium hydroxide. The dried organic phase was evaporated to dryness. The residue was purified on a silica gel SPE cartridge eluting with chloroform to afford the title compound as a colourless solid (99mg, 80%).

15

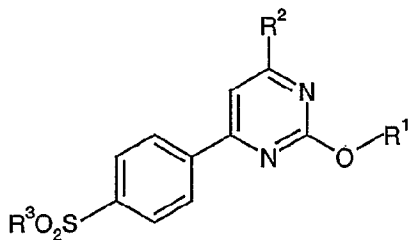
MH+ 413.

20

Examples 2 to 10

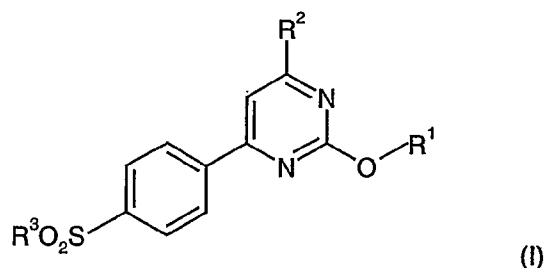
- Examples 2 to 10, as shown in Table 1 that follows, were prepared in the manner described for Example 1.

Table 1



Ex	R ¹	R ²	R ³	MS
2	3,4-difluorophenyl	CF ₃	CH ₃	MH+ 431
3	4-methoxyphenyl	CF ₃	CH ₃	MH+ 425
4	4-fluorobenzyl	CF ₃	CH ₃	MH+ 427

Table 1



Ex	R ¹	R ²	R ³	MS
5	4-bromophenyl	CF ₃	CH ₃	MH+ 474
6	4-methylphenyl	CF ₃	CH ₃	MH+ 409
7	5-chloropyridin-3-yl	CF ₃	CH ₃	MH+ 431
8	cyclohexyl	CF ₃	CH ₃	MH+ 401
9	cyclopentylmethyl	CF ₃	CH ₃	MH+ 401
10	n-butyl	CF ₃	CH ₃	MH+ 375

Example 112-Butoxy-4-[4-(methylsulfonyl)phenyl]-6-(trifluoromethyl)pyrimidine

5 Sodium methoxide (6.6kg of a 30%w/w solution in methanol) was added over at least 30min to a solution of 4-(methylthio)acetophenone (5.0kg) and methyl trifluoroacetate (4.25kg) in tert-butylmethylether (40L) at 40±3°C. The solution was heated at 40±3°C for at least 3h. Acetic acid (55L) was added, followed by S-methyl 2-thiopseudourea sulfate (5.45kg) and the mixture concentrated to ca. 45L. The mixture was heated at about 110°C for at least a further 8h (overnight)

10 then acetic acid (20L) was added before cooling to 50±3°C. A solution of sodium tungstate dihydrate (0.2kg) in water (2.5L) was added, followed by hydrogen peroxide (20.7kg of 30%w/v solution), which was added over at least 3h, maintaining the temp at ca. 50°. The mixture is heated at ca. 50°C for at least 12h before cooling to 20±3°C. A solution of sodium sulphite (3.45kg) in

15 water (28L) was then added over at least 30min whilst maintaining the temperature at 20±3°. The mixture was aged at 20±3°C for ca. 1h and 2-(methylsulfonyl)-4-[4-(methylsulfonyl)phenyl]-6-(trifluoromethyl)pyrimidine collected by filtration, washed with water (3x15L) and dried at up to 60° *in vacuo*. Yield, 9.96kg, 90% of theory.

A suspension of 2-(methylsulfonyl)-4-[4-(methylsulfonyl)phenyl]-6-(trifluoromethyl)pyrimidine (525g) in n-butanol (5.25L) was treated with potassium carbonate (210g) at 20±5°C. The mixture was heated to 50±5°C overnight until the reaction was complete by HPLC. Acetic acid (1.57L) was added dropwise, to control any gas evolution, keeping the temperature at 50±5°C. Water (3.67L) was then added over 30min keeping the temperature at 50±5°C to allow full crystallisation to occur. The slurry was then cooled to 20-25°C and aged for at least 1 hour. The resulting product was then filtered under vacuum and washed with a mixture of n-butanol (787mL), acetic acid (236mL), and water (551mL) followed by water (2x1.57L). The product was then dried at up to ca50°C under vacuum to yield the title compound. Yield, 457g, 88.4% of theory. The title compound was found to be identical to that of Example 10.

¹H NMR (CDCl₃) δ: 8.33(2H, d, para-di-substituted CH); 8.11(2H, d, para-di-substituted CH); 7.70(1H, s, aromatic CH); 4.54(2H, t, butyl CH₂); 3.12(3H, s, sulphone CH₃); 1.88(2H, m, butyl CH₂); 1.55(2H, m, butyl CH₂); 1.01(3H, t, butyl CH₃).

20 Example 12

Pharmaceutical Composition Comprising 2-Butoxy-4-[4-(methylsulfonyl)phenyl]-6-(trifluoromethyl)pyrimidine in Nanoparticulate form.

A 2 kg batch of an aqueous suspension containing 10% w/w of 2-butoxy-4-[4-(methylsulfonyl)phenyl]-6-(trifluoromethyl)pyrimidine (Example 11) and 3.6 % w/w of hydroxypropylmethylcellulose was passed through a Dena DM-100 bead mill. The single 100ml chamber fabricated from Nylacast Nylube was used in a recirculation configuration with the chamber containing 86% by volume of yttrium stabilised zirconium oxide beads (Tosoh, Japan). The batch was processed using a single bead size, a 0.4 mm diameter bead sample. The batch was processed for 165 minutes. The yield was 97.0% w/w. To the finely milled suspension was added 15% w/w mannitol and the resulting suspension subsequently spray-dried to yield the title pharmaceutical composition.

35 Grinding media contamination levels in the spray-dried powder (Example 12) were < 2 ppm zirconium (Zr) and <1ppm yttrium (Y).

The reconstituted spray dried powder product had a median particle size of 2.4 microns as measured by laser diffraction size analysis using a Malvern Mastersizer S laser diffraction unit using Fraunhofer evaluation.

5

Example 13

Pharmaceutical Composition Comprising 2-Butoxy-4-[4-(methylsulfonyl)phenyl]-6-(trifluoromethyl)pyrimidine in Nanoparticulate form.

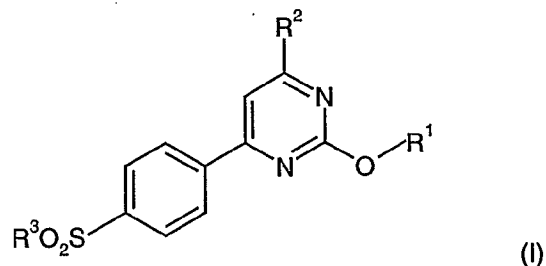
10 A 5.2 kg batch of an aqueous suspension containing 20% w/w of 2-butoxy-4-[4-(methylsulfonyl)phenyl]-6-(trifluoromethyl)pyrimidine (Example 11), 1.0 % w/w of hydroxypropylmethylcellulose, 0.2% w/w of sodium lauryl sulphate and 10% w/w mannitol was passed through a Nylacast twin chamber bead mill. Each of the
15 two 1000 ml chambers fabricated from Nylacast Nylube was used in a recirculation configuration with the chamber containing 86% by volume of yttrium stabilised zirconium oxide beads (Tosoh, Japan). The batch was processed using two bead sizes, a 0.8 mm diameter bead sample, and a 0.4 mm bead sample. The batch was processed for 120 minutes. The yield was 95.0% w/w. The resulting suspension was subsequently spray-dried to yield the title
20 pharmaceutical composition.

Grinding media contamination levels in the spray-dried powder (Example 13) were 3 ppm zirconium (Zr) and <1ppm yttrium (Y).

25 The reconstituted spray dried powder product had a median particle size of 0.34 microns and a 90% volume particle size of 1.02 microns as measured by laser diffraction size analysis using a Malvern Mastersizer S laser diffraction unit using Fraunhofer evaluation.

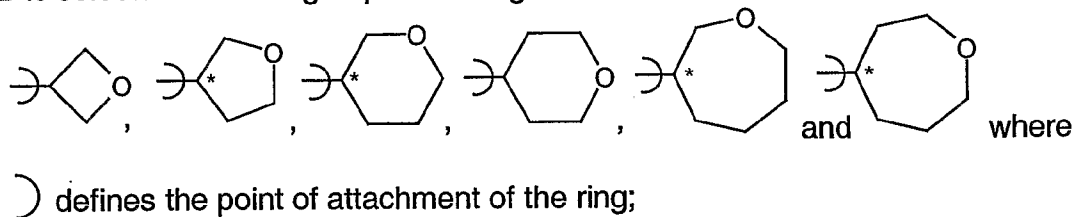
CLAIMS

1. A pharmaceutical composition comprising a compound of formula (I)



wherein:

- 5 R^1 is selected from the group consisting of H, C_{1-6} alkyl, C_{1-2} alkyl substituted by one to five fluorine atoms, C_{3-6} alkenyl, C_{3-6} alkynyl, C_{3-10} cycloalkyl, C_{0-6} alkyl, C_{4-12} bridged cycloalkyl, $A(CR^4R^5)_n$ and $B(CR^4R^5)_n$;
 R^2 is C_{1-2} alkyl substituted by one to five fluorine atoms;
 R^3 is selected from the group consisting of C_{1-6} alkyl, NH_2 and R^7CONH ;
 10 R^4 and R^5 are independently selected from H or C_{1-6} alkyl;
 A is an unsubstituted 5- or 6-membered heteroaryl or an unsubstituted 6-membered aryl, or a 5- or 6-membered heteroaryl or a 6-membered aryl substituted by one or more R^6 ;
 R^6 is selected from the group consisting of halogen, C_{1-6} alkyl, C_{1-6} alkyl substituted by one more fluorine atoms, C_{1-6} alkoxy, C_{1-6} alkoxy substituted by one or more F, NH_2SO_2 and C_{1-6} alkyl SO_2 ;
 15 B is selected from the group consisting of



- 20 R^7 is selected from the group consisting of H, C_{1-6} alkyl, C_{1-6} alkoxy, C_{1-6} alkyl IOC_{1-6} alkyl, phenyl, HO_2CC_{1-6} alkyl, C_{1-6} alkyl $IOCOC_{1-6}$ alkyl, C_{1-6} alkyl $IOCO$, H_2NC_{1-6} alkyl, C_{1-6} alkyl $IOCONHC_{1-6}$ alkyl and C_{1-6} alkyl $CONHC_{1-6}$ alkyl; and
 n is 0 to 4

in which the compound is present in solid particles in nanoparticulate form in admixture with one or more pharmaceutically acceptable carriers or excipients.

- 5 2. A pharmaceutical composition comprising 2-butoxy-4-[4-(methylsulfonyl)phenyl]-6-(trifluoromethyl)pyrimidine in which the compound is present in solid particles in nanoparticulate form in admixture with one or more pharmaceutically acceptable carriers or excipients.

INTERNATIONAL SEARCH REPORT

International Application No

PCT/EP 03/13344

A. CLASSIFICATION OF SUBJECT MATTER

IPC 7 C07D239/34 C07D401/12 A61K31/505 A61K31/506 A61P29/00

According to International Patent Classification (IPC) or to both national classification and IPC

B. FIELDS SEARCHED

Minimum documentation searched (classification system followed by classification symbols)

IPC 7 C07D A61K

Documentation searched other than minimum documentation to the extent that such documents are included in the fields searched

Electronic data base consulted during the international search (name of data base and, where practical, search terms used)

EPO-Internal, WPI Data, PAJ, CHEM ABS Data

C. DOCUMENTS CONSIDERED TO BE RELEVANT

Category *	Citation of document, with indication, where appropriate, of the relevant passages	Relevant to claim No.
P, X	WO 2002/096885 A (GLAXO GROUP LIMITED, UK) 5 December 2002 (2002-12-05) the whole document ---	1, 2
Y	WO 01/38311 A (HARTLEY CHARLES DAVID ;PAYNE JEREMY JOHN (GB); PEGG NEIL ANTHONY) 31 May 2001 (2001-05-31) the whole document, in particular examples 5 and 32 and the claims ---	1, 2
Y	WO 02/18374 A (PAYNE JEREMY JOHN ;PEGG NEIL ANTHONY (GB); NAYLOR ALAN (GB); PASS) 7 March 2002 (2002-03-07) the whole document ---	1, 2
	-/-	

Further documents are listed in the continuation of box C.

Patent family members are listed in annex.

* Special categories of cited documents :

"A" document defining the general state of the art which is not considered to be of particular relevance

"E" earlier document but published on or after the international filing date

"L" document which may throw doubts on priority claim(s) or which is cited to establish the publication date of another citation or other special reason (as specified)

"O" document referring to an oral disclosure, use, exhibition or other means

"P" document published prior to the international filing date but later than the priority date claimed

"T" later document published after the international filing date or priority date and not in conflict with the application but cited to understand the principle or theory underlying the invention

"X" document of particular relevance; the claimed invention cannot be considered novel or cannot be considered to involve an inventive step when the document is taken alone

"Y" document of particular relevance; the claimed invention cannot be considered to involve an inventive step when the document is combined with one or more other such documents, such combination being obvious to a person skilled in the art.

"&" document member of the same patent family

Date of the actual completion of the international search

14 April 2004

Date of mailing of the international search report

28/04/2004

Name and mailing address of the ISA

European Patent Office, P.B. 5818 Patentlean 2
NL - 2280 HV Rijswijk
Tel. (+31-70) 340-2040, Tx. 31 651 epo nl,
Fax: (+31-70) 340-3016

Authorized officer

Hanisch, I

INTERNATIONAL SEARCH REPORT

International Application No
PCT/EP 03/13344

C.(Continuation) DOCUMENTS CONSIDERED TO BE RELEVANT		
Category *	Citation of document, with indication, where appropriate, of the relevant passages	Relevant to claim No.
Y	WO 01/58881 A (PAYNE JEREMY JOHN ; PEGG NEIL ANTHONY (GB); NAYLOR ALAN (GB); GLAXO) 16 August 2001 (2001-08-16) the whole document -----	1,2

INTERNATIONAL SEARCH REPORT

Information on patent family members

International Application No

PCT/EP 03/13344

Patent document cited in search report		Publication date	Patent family member(s)	Publication date
WO 2002096885	A	05-12-2002	CA 2448192 A1	05-12-2002
			CZ 20033204 A3	17-03-2004
			EP 1390351 A1	25-02-2004
			WO 02096885 A1	05-12-2002
			NO 20035206 A	24-11-2003
			NZ 529719 A	19-12-2003
WO 0138311	A	31-05-2001	AU 2508401 A	04-06-2001
			BR 0015821 A	30-07-2002
			CA 2395049 A1	31-05-2001
			CN 1399633 T	26-02-2003
			CZ 20021802 A3	16-10-2002
			WO 0138311 A2	31-05-2001
			EP 1235812 A2	04-09-2002
			HU 0203385 A2	28-05-2003
			JP 2003514898 T	22-04-2003
			NO 20022470 A	18-07-2002
WO 0218374	A	07-03-2002	AU 8424201 A	13-03-2002
			EP 1313728 A1	28-05-2003
			WO 0218374 A1	07-03-2002
			JP 2004507536 T	11-03-2004
WO 0158881	A	16-08-2001	AU 3203601 A	20-08-2001
			EP 1254119 A1	06-11-2002
			WO 0158881 A1	16-08-2001
			JP 2003522761 T	29-07-2003
			US 2003109538 A1	12-06-2003